



Pricelist

EMERGE

ELEVATE

ELITE

MASTERPIECE

VICTORIA

EMERGE RANGE

23/11/2024 | Page 1 of 7


SINGLE STOREY

Design	Size (m2)	Lot Width (m)	Lot Depth (m)				Price
Cape 22	350	12.5	28	3	2	2	\$265,300
Danella 18	294	14	21	3	2	2	\$234,500
Fairlight 22	350	14	25	4	2	2	\$260,600
Finch 16	220.5	10.5	21	3	2	2	\$228,800
Finch 18	262.5	10.5	25	3	2	2	\$243,200
Finch 18 - 4 Bed	262.5	10.5	25	4	2	2	P.O.A
Finch 20	294	10.5	28	3	2	2	\$254,700
Garnet 22	350	12.5	28	4	2	2	\$265,900
Garnet 23	375	12.5	30	4	2	2	\$273,700
Grampian 19	312.5	12.5	25	4	2	2	\$243,600
Grampian 22	350	12.5	28	4	2	2	\$262,800
Granite 17	262.5	12.5	21	3	2	2	\$234,200
Granite 19	312.5	12.5	25	3	2	2	\$243,000
Granite 22	350	12.5	28	4	2	2	\$264,000

Terms & Conditions: Pricing is indicative only and based on included façade and standard inclusions only. Prices listed in this document are for the region selected only. Please speak to a New Home Specialist for pricing if building outside of these areas. Pricing does not include any upgrades, site costs, estate covenants or local government charges. Please speak to a New Home Specialist to obtain a detailed quotation. Simonds reserves the right to change or withdraw pricing at any time.

Granite 23	375	12.5	30	4	2	2	\$277,200
Karri 13	178.5	8.5	21	3	2	1	\$221,000
Karri 16	212.5	8.5	25	3	2	1	\$244,300
Kiama 17	262.5	12.5	21	3	2	2	\$233,300
Kiama 18	312.5	12.5	25	3	2	2	\$240,200
Kiama 22	350	12.5	28	4	2	2	\$261,600
Mundi 22	350	12.5	28	4	2	2	\$263,600
Mundi 24	375	12.5	30	4	2	2	\$272,900
Murraya 14	220.5	10.5	21	3	1	1	\$217,800
Murraya 17	262.5	10.5	25	3	2	1	\$238,600
Murraya 20	294	10.5	28	4	2	1	\$253,100
Nowra 24	392	14	28	4	2	2	\$278,700
Peron 22	350	12.5	28	4	2	2	\$263,900
Sidney 18	262.5	12.5	21	4	2	2	\$241,000

DOUBLE STOREY




Design	Size (m2)	Lot Width (m)	Lot Depth (m)				Price
Gordon 24	220.5	10.5	21	3	2	2	\$352,700

Gordon 30	262.5	10.5	25	4	2	2	\$399,900
Jackalope 25	294	14	21	4	3	2	\$349,700
Rockpool 24	262.5	12.5	21	4	2	2	\$354,900
Vasse 24	262.5	12.5	21	3	2	2	P.O.A

ELEVATE RANGE

23/11/2024 | Page 3 of 7

SINGLE STOREY

Design	Size (m2)	Lot Width (m)	Lot Depth (m)				Price
Akuna 29	480	16	30	4	2	2	\$344,100
Ash 27	448	14	32	4	2	2	\$326,400
Balsa 28	448	14	32	4	2	2	\$327,000
Berrima 28	448	14	32	4	2	2	\$338,600
Blass 26	420	14	30	4	2	2	\$313,700
Brookleigh 42	768	32	24	4	2	2	\$412,700
Camperdown 33	594	18	33	4	2	2	\$369,000
Curlew 27	480	16	30	4	2	2	\$317,800
Cypress 26	420	14	30	4	2	2	\$307,800
Dromana 28	448	14	32	4	2	2	\$322,400

Terms & Conditions: Pricing is indicative only and based on included façade and standard inclusions only. Prices listed in this document are for the region selected only. Please speak to a New Home Specialist for pricing if building outside of these areas. Pricing does not include any upgrades, site costs, estate covenants or local government charges. Please speak to a New Home Specialist to obtain a detailed quotation. Simonds reserves the right to change or withdraw pricing at any time.

Fairlight 25	392	14	28	4	2	2	\$304,700
Fairlight 27	420	14	30	4	2	2	\$313,300
Garnet 25	400	12.5	32	4	2	2	\$310,600
Granite 25	400	12.5	32	4	2	2	\$312,100
Hardy 25	392	14	28	4	2	2	\$301,300
Hardy 26	420	14	30	4	2	1	\$312,300
Hepburn 25	392	14	28	4	2	2	\$304,400
Kalbarri 25	400	16	25	4	2	2	\$305,500
Kalbarri 28	448	16	28	4	2	2	\$326,900
Kalbarri 30	480	16	30	5	2	2	\$343,400
Leyburn 28	448	14	32	4	2	2	\$324,200
Nowra 26	420	14	30	4	2	2	\$312,500
Pentland 45	704	32	22	4	3	2	\$469,900
Redhill 30	480	16	30	5	2	2	\$346,000
Riverstone 23	375	12.5	30	4	2	2	\$292,500
Rosella 31	512	16	32	4	3	2	\$395,200
Rosewood 34	540	30	18	4	2	2	\$356,700

Terms & Conditions: Pricing is indicative only and based on included façade and standard inclusions only. Prices listed in this document are for the region selected only. Please speak to a New Home Specialist for pricing if building outside of these areas. Pricing does not include any upgrades, site costs, estate covenants or local government charges. Please speak to a New Home Specialist to obtain a detailed quotation. Simonds reserves the right to change or withdraw pricing at any time.

Rosewood 38	576	32	18	4	2	2	\$375,000
Smithfield 25	375	12.5	30	4	2	2	\$309,500
Tamworth 32	512	16	32	4	2	2	\$351,200
Wallaby 26	420	14	30	5	2	2	\$313,800
Willandra 34	544	16	34	4	2	2	\$368,700
Woodlands 26	420	14	30	4	2	2	\$312,000
Woodlands 28	448	14	32	4	2	2	\$322,400

DOUBLE STOREY

Design	Size (m2)	Lot Width (m)	Lot Depth (m)				Price
Armidale 34	350	14	25	5	3	2	\$427,500
Armidale 38	392	14	28	5	3	2	\$450,500
Gisborne 34	392	14	28	4	2	2	\$434,400
Hillston 30	312.5	12.5	25	5	2	2	\$403,600
Ironbark 32	312.5	12.5	25	4	2	2	\$422,500
Ironbark 36	375	12.5	30	4	2	2	\$457,000
Ironbark 37	350	12.5	28	4	2	2	\$466,600
Jackalope 29	350	14	25	4	3	2	\$391,000

Terms & Conditions: Pricing is indicative only and based on included façade and standard inclusions only. Prices listed in this document are for the region selected only. Please speak to a New Home Specialist for pricing if building outside of these areas. Pricing does not include any upgrades, site costs, estate covenants or local government charges. Please speak to a New Home Specialist to obtain a detailed quotation. Simonds reserves the right to change or withdraw pricing at any time.

Oakridge 35	350	14	25	6	3	2	\$436,000
Tallaganda 34	350	12.5	28	6	3	2	P.O.A
Vasse 27	312.5	12.5	25	3	2	2	\$386,400
Walkerville 38	350	12.5	28	4	2	2	\$485,200

ELITE RANGE

23/11/2024 | Page 6 of 7




DOUBLE STOREY

Design	Size (m2)	Lot Width (m)	Lot Depth (m)				Price
Castlemaine 41	420	14	30	4	2	2	\$573,400
Castlemaine 44	392	14	28	4	4	2	\$607,300
Gresswell 41	392	14	28	6	3	2	\$546,600
Lomandra 43	448	16	28	5	3	2	\$576,500
Silverton 45	420	14	30	5	3	2	\$594,200
Tallowood 47	448	14	32	5	4	2	\$634,800
Tallowood 52	512	16	32	5	4	2	\$666,400

MASTERPIECE RANGE

23/11/2024 | Page 6 of 7

DOUBLE STOREY

Design	Size (m2)	Lot Width (m)	Lot Depth (m)				Price
--------	-----------	---------------	---------------	--	---	---	-------

Terms & Conditions: Pricing is indicative only and based on included façade and standard inclusions only. Prices listed in this document are for the region selected only. Please speak to a New Home Specialist for pricing if building outside of these areas. Pricing does not include any upgrades, site costs, estate covenants or local government charges. Please speak to a New Home Specialist to obtain a detailed quotation. Simonds reserves the right to change or withdraw pricing at any time.

Home Price List 7/7

The Cavendish			5	4	2	P.O.A
The Durrant			5	5	2	P.O.A
The Kinane			4	4	2	P.O.A
The Marion			4	4	2	P.O.A
The Milford			4	4	1	\$553,990
The Regency			5	5	2	P.O.A
The Stanley			3	2	1	\$515,900
The Stanton			5	5	2	P.O.A
The Sussex			5	5	2	P.O.A
The Tennyson			5	5	2	P.O.A