






# Pricelist

# Home Price List <sub>1/1</sub>

**ELITE RANGE**

10/05/2026 | Page 1 of 1

**DOUBLE STOREY**

Design	Size (m2)	Lot Width (m)	Lot Depth (m)				Price
Hynes 30	280.86	9		5	3	2	\$570,400
Sutcliffe 51	471.43	15	32	5	4	2	\$716,900

**SINGLE STOREY**

Design	Size (m2)	Lot Width (m)	Lot Depth (m)				Price
Luxford 34	320.06	16	33	4	2	2	\$459,900
Rayner 32	303.45	16	32	4	2	2	\$435,200
Riccardi 29	269.39	15	30	4	3	2	\$427,300
Sandford 32	303.41	18	32	5	2	2	\$448,400
Whelan 33	305.85	16	32	4	2	2	P.O.A

*Terms & Conditions: Pricing is indicative only and based on included façade and standard inclusions only. Prices listed in this document are for the region selected only. Please speak to a New Home Specialist for pricing if building outside of these areas. Pricing does not include any upgrades, site costs, estate covenants or local government charges. Please speak to a New Home Specialist to obtain a detailed quotation. Simonds reserves the right to change or withdraw pricing at any time.*