

Pricelist

EMERGE

ELEVATE

ELITE

MASTERPIECE

ASPIRATIONS

INSPIRE SOUTH AUSTRALIA

Home Price List ^{1/4}




EMERGE RANGE

29/01/2026 | Page 1 of 4

SINGLE STOREY

Design	Size (m2)	Lot Width (m)	Lot Depth (m)				Price
Barclay 19	178.36	10	30	3	2	1	\$271,900
Bronson 19	179.98	10	32	4	2	1	\$276,600
Enfield 19	182.41	10.5	30	3	2	2	\$270,800
Everett 21	201.7	12.5	28	3	2	2	\$282,500
Gardiner 17	164.06	12.5	25	3	2	2	\$256,900
Gardiner 20	186	12.5	28	3	2	2	\$267,300
Leighton 17	160.15	12.5	25	3	2	2	\$251,400
Leighton 20	189.85	12.5	28	4	2	2	\$276,700
Maher 23	221.04	12.5	30	4	2	2	\$295,700
Miller 24	222.24	12.5	30	4	2	2	\$296,500
Monohan 26	247.38	16	28	5	2	2	\$317,800
Rankin 20	190.82	12.5	28	3	2	2	\$274,900

DOUBLE STOREY




Design	Size (m2)	Lot Width (m)	Lot Depth (m)				Price
--------	-----------	---------------	---------------	--	---	---	-------

Terms & Conditions: Pricing is indicative only and based on included façade and standard inclusions only. Prices listed in this document are for the region selected only. Please speak to a New Home Specialist for pricing if building outside of these areas. Pricing does not include any upgrades, site costs, estate covenants or local government charges. Please speak to a New Home Specialist to obtain a detailed quotation. Simonds reserves the right to change or withdraw pricing at any time.

Home Price List 2/4

Bartel 25	237.74	14	25	4	2	2	\$374,800
Parker 24	226.89	12.5	25	3	2	2	\$374,300
ELEVATE RANGE						29/01/2026 Page 2 of 4	

SINGLE STOREY




Design	Size (m2)	Lot Width (m)	Lot Depth (m)				Price
Aitken 27	250.3	14	30	4	2	2	\$351,900
Anderson 24	229.07	16		3	2	2	\$334,900
Anderson 30	279.39	16		4	2	2	\$381,700
Balfour 28	264.94	16		4	2	2	\$369,600
Boyd 25	236.99	14	30	4	2	2	\$338,600
Dempsey 17	161.99	9	30	3	2	1	\$286,000
Everett 24	220.93	12.5	30	4	2	2	\$325,100
Gardiner 23	213.78	12.5	30	4	2	2	\$322,800
Gardiner 25	231.91	12.5	32	4	2	2	\$335,000
Harley 25	238.03	20	30	4	2	2	\$337,600
Highett 26	243.07	16	28	4	2	2	\$346,300
Highett 29	273.14	16	30	4	2	2	\$370,000

Terms & Conditions: Pricing is indicative only and based on included façade and standard inclusions only. Prices listed in this document are for the region selected only. Please speak to a New Home Specialist for pricing if building outside of these areas. Pricing does not include any upgrades, site costs, estate covenants or local government charges. Please speak to a New Home Specialist to obtain a detailed quotation. Simonds reserves the right to change or withdraw pricing at any time.

Home Price List ^{3/4}

Jacaranda 45	417.35	40		4	3	2	\$517,200
Mangrove 45	421.37	34	22	4	2	2	\$485,900
Marshall 26	247.15	15	28	4	2	2	\$352,400
Marshall 29	269.39	15	30	4	2	2	\$374,900
Mayne 28	258.37	16	28	4	2	2	\$363,900
Mayne 30	283.7	16	30	4	2	2	\$379,600
Menzel 23	216.88	12.5	30	4	2	2	\$328,600
Milburn 26	244.29	15	28	4	2	2	\$346,600
Milburn 29	269.47	15		4	2	2	\$367,400
Milburn 31	287.26	15	32	4	2	2	\$392,700
Miller 25	237.96	12.5	32	4	2	2	\$339,400
Rankin 23	214.99	12.5	30	4	2	2	\$319,300
Rocklea 39	363.28	32		4	2	2	\$426,300
Rocklea 42	395.51	33		4	2	2	\$442,100

DOUBLE STOREY

Design	Size (m2)	Lot Width (m)	Lot Depth (m)				Price
Bowden 36	337.67	12.5		5	3	2	\$515,000

Terms & Conditions: Pricing is indicative only and based on included façade and standard inclusions only. Prices listed in this document are for the region selected only. Please speak to a New Home Specialist for pricing if building outside of these areas. Pricing does not include any upgrades, site costs, estate covenants or local government charges. Please speak to a New Home Specialist to obtain a detailed quotation. Simonds reserves the right to change or withdraw pricing at any time.

Home Price List ^{4/4}

Chisholm 41	385.03	15	30	5	3	2	\$529,500
Cordner 36	333.07	14	28	5	3	2	\$494,000
Singleton 34	321.09	12.5		4	3	2	\$491,800
Stanlake 37	349.54	14		5	3	2	\$500,900
Wilton 32	296.98	10	33	5	3	2	\$466,500
ELITE RANGE						29/01/2026 Page 4 of 4	

DOUBLE STOREY

Design	Size (m2)	Lot Width (m)	Lot Depth (m)				Price
Hynes 30	280.86	9		5	3	2	\$569,900
Sutcliffe 51	471.43	15	32	5	4	2	\$716,400

SINGLE STOREY

Design	Size (m2)	Lot Width (m)	Lot Depth (m)				Price
Luxford 34	320.06	16	33	4	2	2	\$459,400
Rayner 32	303.45	16	32	4	2	2	\$434,700
Riccardi 29	269.39	15	30	4	3	2	\$426,800
Sandford 32	303.41	18	32	5	2	2	\$447,900
Whelan 33	305.85	16	32	4	2	2	P.O.A

Terms & Conditions: Pricing is indicative only and based on included façade and standard inclusions only. Prices listed in this document are for the region selected only. Please speak to a New Home Specialist for pricing if building outside of these areas. Pricing does not include any upgrades, site costs, estate covenants or local government charges. Please speak to a New Home Specialist to obtain a detailed quotation. Simonds reserves the right to change or withdraw pricing at any time.